

WEC NEW DASHBOARD

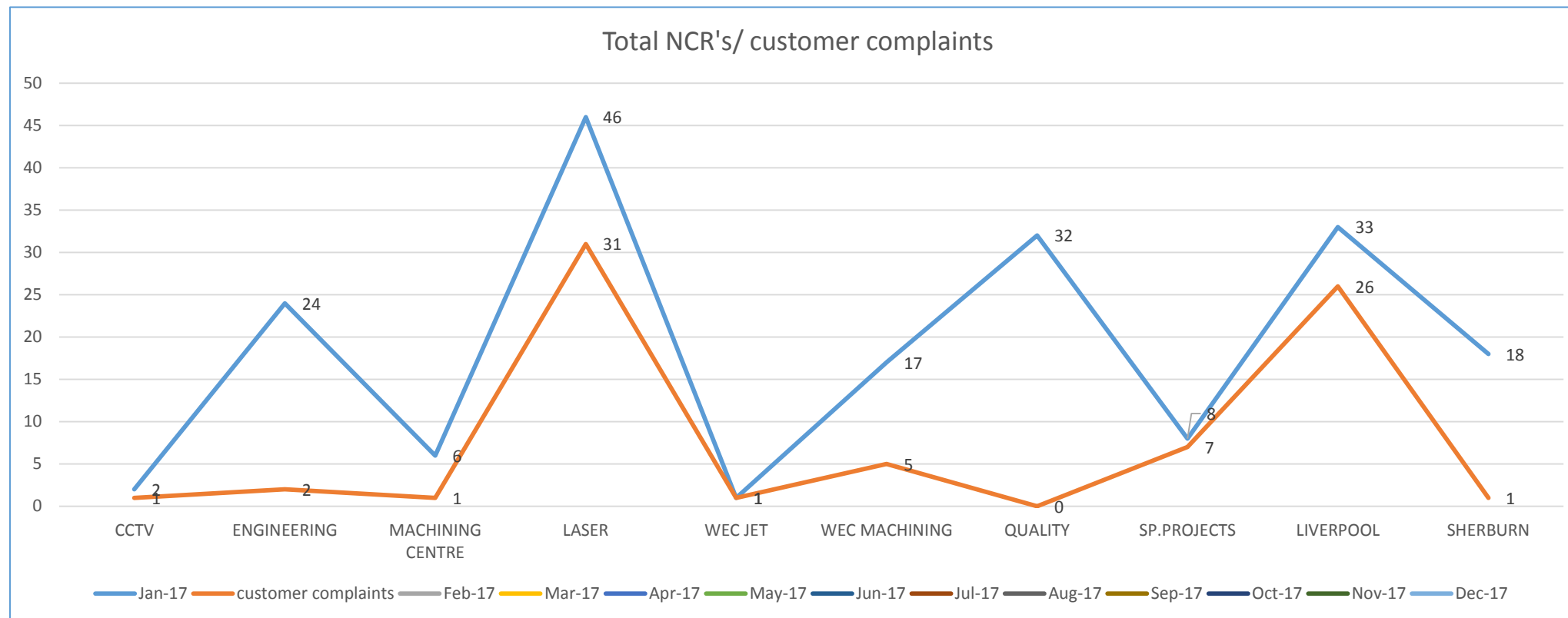
January 2018

SHEQ Scorecard

Jan 2018

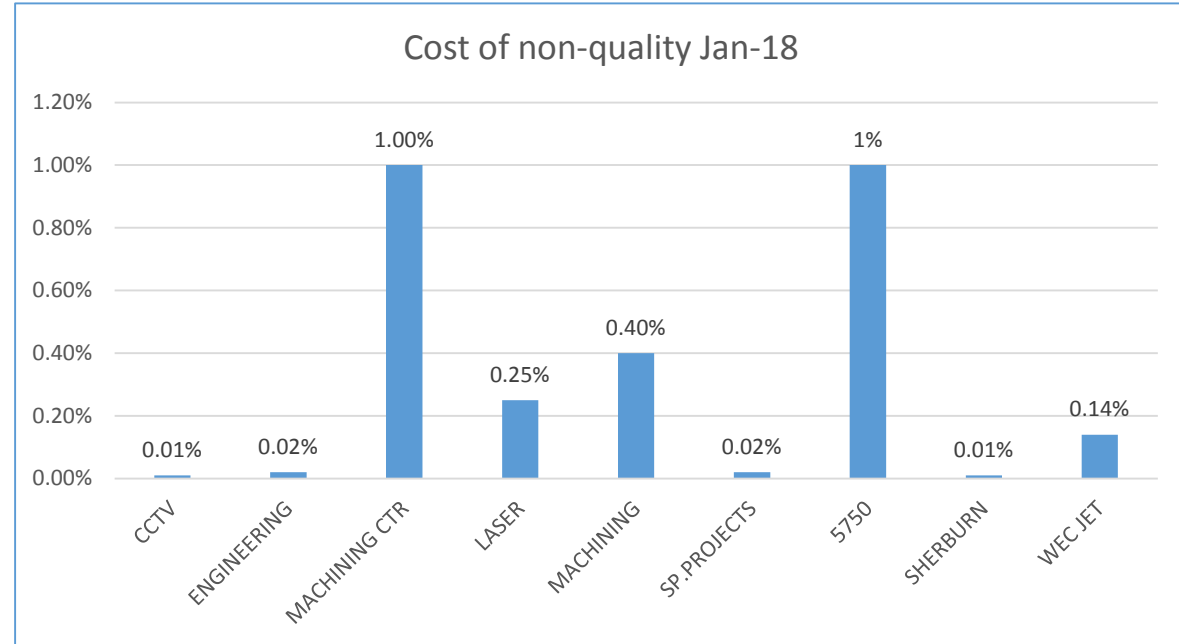
Subject	Targets	Actual	Status	Trend
Audits, Events, Assessments Problems (NCR's) Actions	Audits Overdue <0% Audits performed: Machining, HTA, Sherburn Major NC raised this month = 0 Minors for all departments = 187/ last year Jan = 161 – better recording in Engineering Open Actions Overdue <20% based on closure average			
Concessions	Expired without resolution None Extended without Action Plan None Regular Reviews All open concessions reviewed this month			
New/ amended/ deleted documents on Document Control Database	Revised documents: Audit work instruction, Vendor questionnaire (for suppliers), Rail procedures Awaiting signature > 2 Months = 0 Pending: All Policies statements review- for February 2018			
Calibration	Overdue 17 at Machining; 7 overdue in Large Machines Centre; 7- Laser, 3-General; 1-CCTV			
Training & Competence	Competences & Assessments = 2 - Engineering, 29- laser, 1- Machining Centre, 6- Machining, 12-Sherburn			
Customer Satisfaction (Complaints, Surveys, etc.)	Satisfaction Surveys = Received 3- Laser, 2-5750, 3-HTA, 1-CCTV Action Plans published for all surveys with minimum scores =0 Complaint actions overdue = 0			
Facilities Management	PPM Maintenance Overdue Tasks = 3 (CCTV- TC Rollers, Green Press, despatch heater) Unplanned tasks None			
Org chart	Organisation Chart Last update <3 month ago / no known changes required			
Supplier Quality	Top 5 suppliers (including remote sites)- 3 suppliers with issues (Laser, Broadoak, Karas Plating)@ 97%			
Railway Safety Issue Resolution (Inc. Operational Safety)	Railway Safety Issues None			
EHS	High Risk Activity (AZDP) Zero Deviations Lost Time Accidents Recorded this month = 2 Accident rate =0.1% Close Calls 0 Environment No Issues			

NCR's/ customer complaints



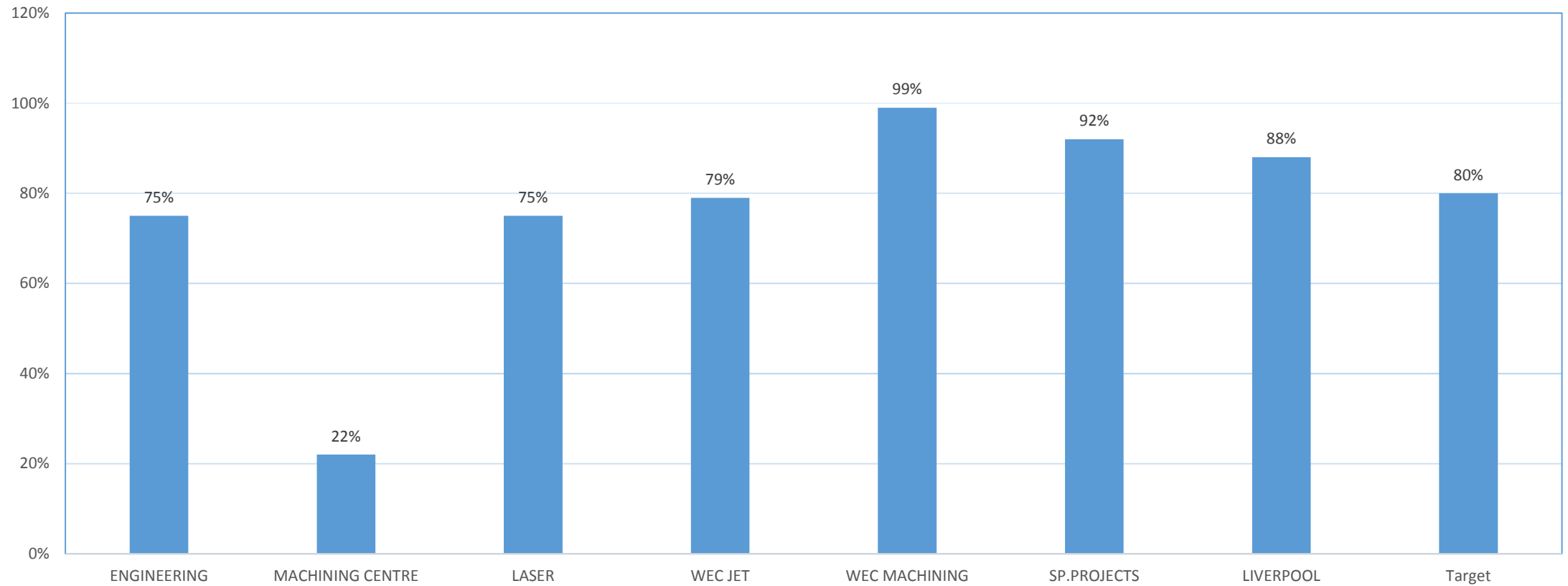
COST OF NON-QUALITY

division	COST JANUARY 2018	CONQ TOTAL	Total produced	CONQ%
CCTV	504	504		
ENGINEERING	4835	4835	20,510,823	0.02%
MACHINING CENTRE	336	336	28,251	1.10%
LASER	6659	6659	2,616,578	0.25%
MACHINING	2965	2965	650,000	0.40%
QUALITY	1600	1600		
SP.PROJECTS	886	886	4,087,405	0.02%
LIVERPOOL (5750)	8097	8097	738,591	1%
SHERBURN	1179	1179		
WEC JET	219	219	154,130	0,14%



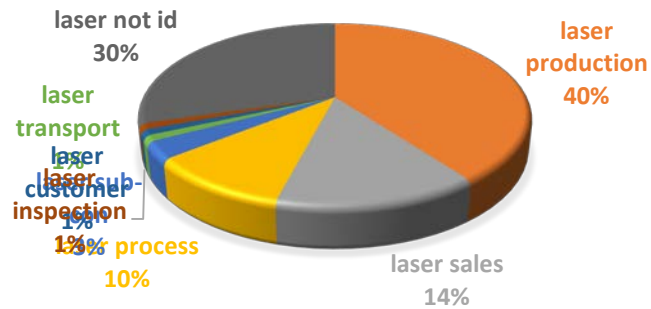
OTD

OTD 2018 Jan-18

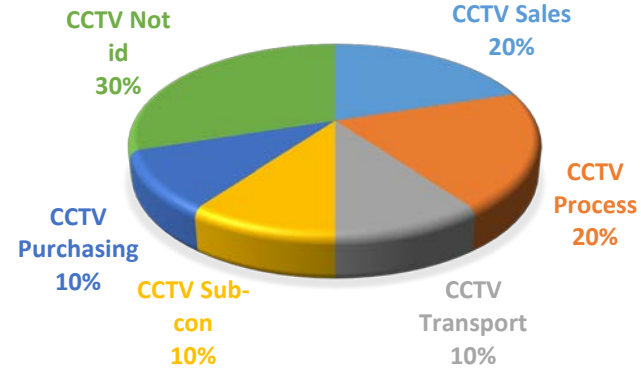


NCR's per process- for core processes SALES-PLANNING-OPERATIONS

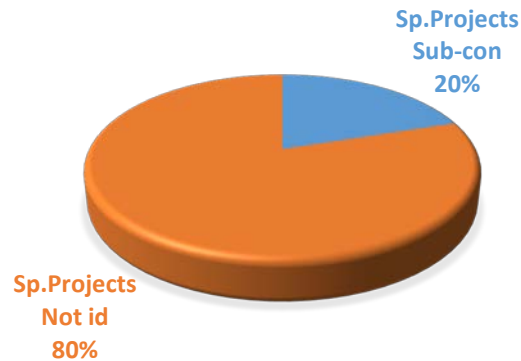
LASER PERCENTAGE OF NC- JAN 2018



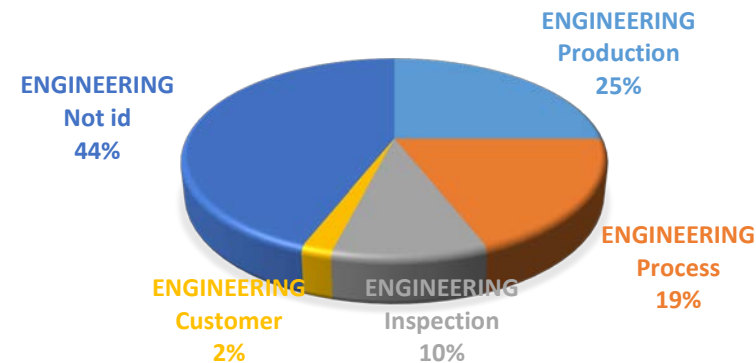
CCTV PERCENTAGE YTD 2018



SP.PROJECTS PERCENTAGE YTD 2018



ENGINEERING PERCENTAGE YTD 2018



Divisions performance via audit

department	Ncr's raised on audit 2017	Ncr's raised on audit 2018
MACHINING	15	11
CCTV	4	8
5750	15	
SHERBURN	11	11
ENGINEERING	13	10
LASER	18	
SP.PROJECTS	6	
WEC JET	6	

Quality AWARD for the month

- Goes to CCTV !