

WEC NEW DASHBOARD

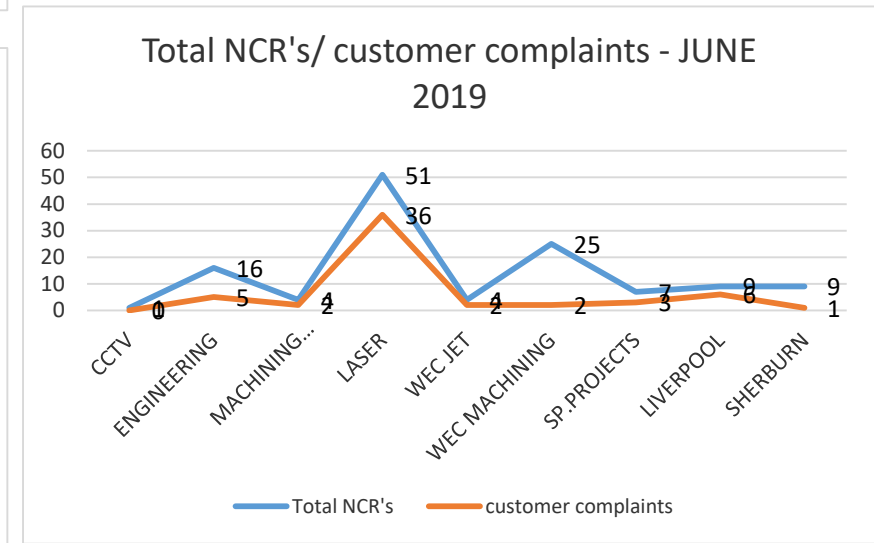
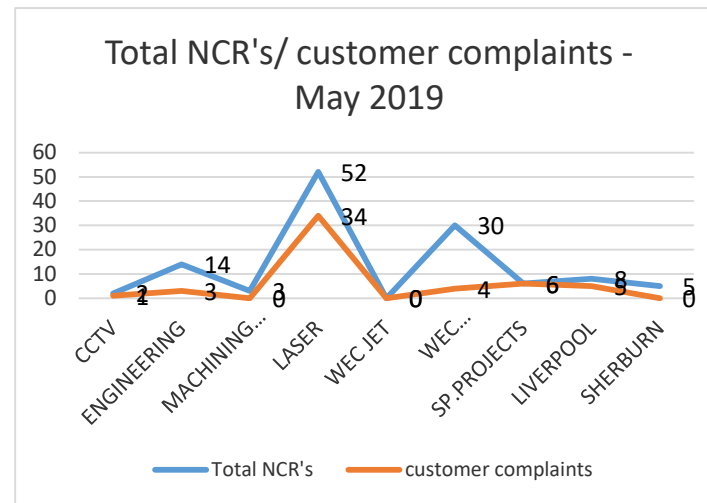
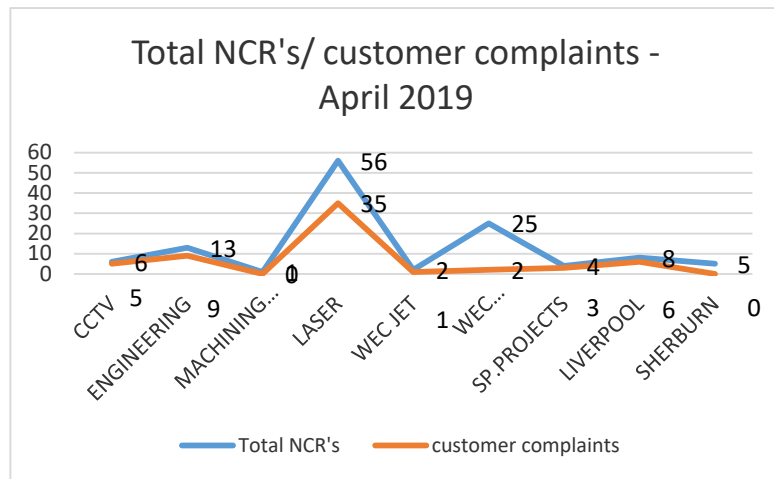
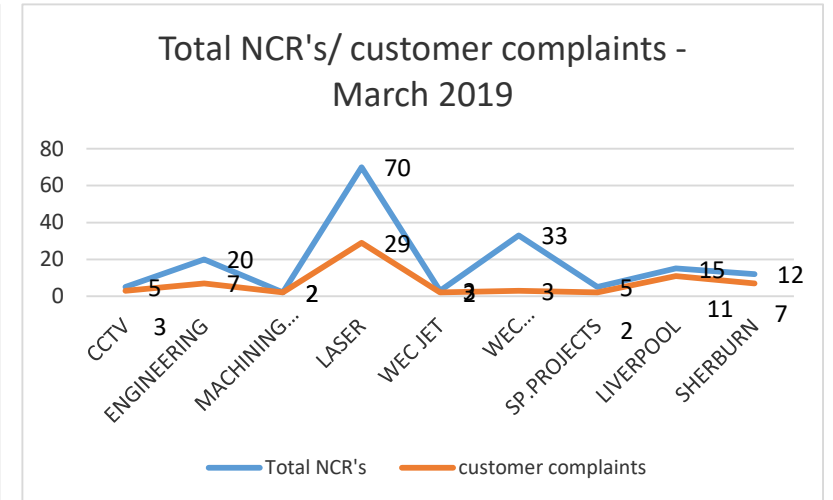
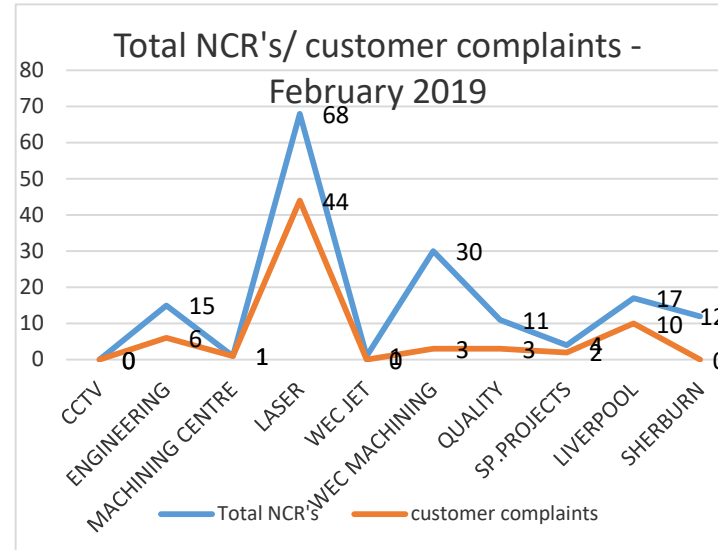
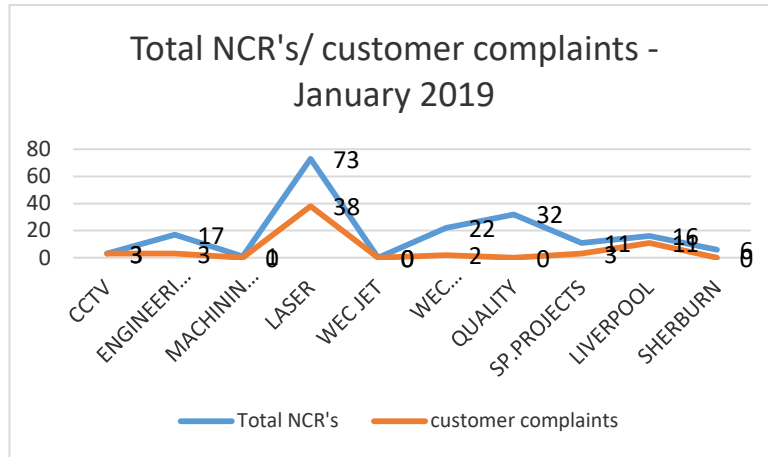
JUNE 2019

SHEQ Scorecard

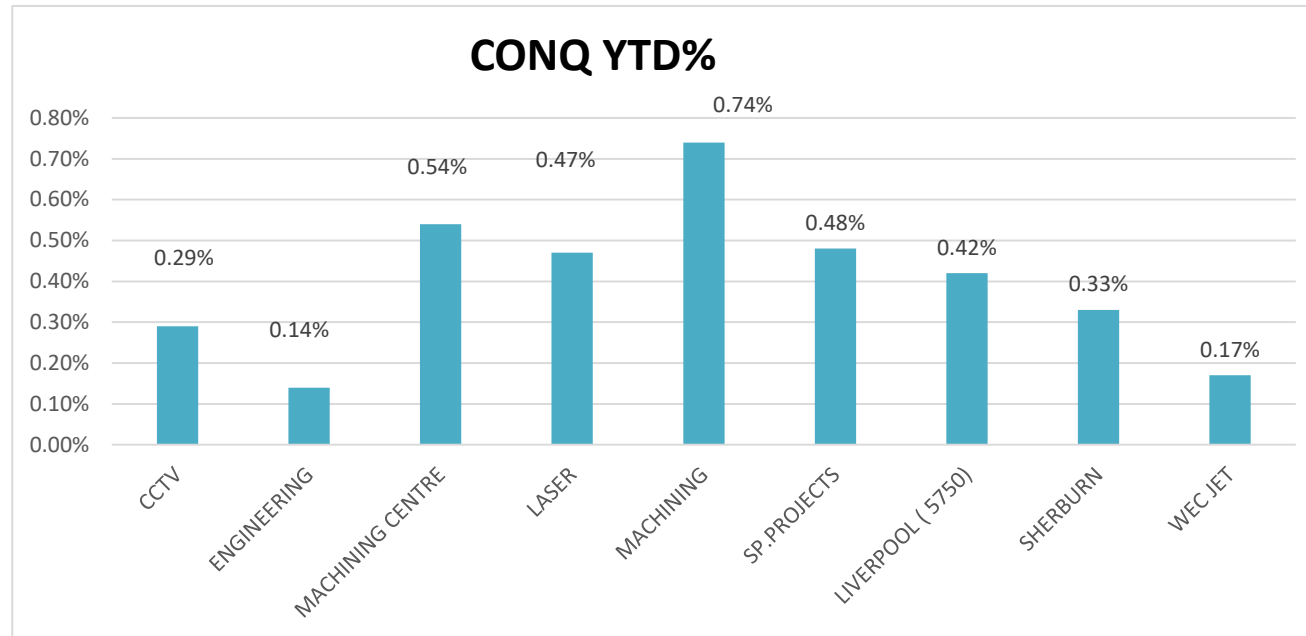
April 2019

Subject	Targets	Actions	Stat us	Tren d
Audits, Events, Assessments Problems (NCR's) Actions	Audits Overdue- Laser <0%	Discuss with all departments QA's in the weekly Quality meeting to review all issues and close the complete one s. Average closure of 20 days.	in progress	
Concessions	Expired without resolution none Extended without Action Plan -none Regular Reviews none		in progress	
New/ amended/ deleted documents on Document Control Database	Revised system documents: Awaiting signature > - none Pending: NONE		in progress	
Calibration	Overdue : welding sets in Special Projects 0- not recalibrated- not required	Review with each department	In progress	
Training & Competence	Competences & Assessments - outstanding: 3- Engineering; 29- Laser; 8- Special Projects;1- Machining; all competences prepared awaiting completing	More new people and no assessments of competences/ address with head of departments – in top managers meeting	No progress	
Customer Satisfaction (Complaints, Surveys, etc.)	Satisfaction Surveys - 2 good feed-backs for Machining			
Facilities Management	PPM Maintenance Overdue Tasks = none Unplanned tasks None	To the schedule		
Org chart	Organisation Chart No changes required			
Supplier Quality	Top 5 suppliers (including remote sites)- PERFORMANCE AT 92 % (suppliers with issues: Talbot Plating, Wallwork HT, Laser, WEC JRT, Bolton NDT, Widnes Galvanizing)	Address by Purchasing with suppliers/ Quality meetings wit Laser Riverside on missing parts		
Railway Safety Issue Resolution (Inc. Operational Safety)	Railway Safety Issues None/ No work for rail			
EHS	Near misses YTD 23 Minor accidents YTD 67 RIDDOR=2 Lost Time Accidents Recorded this month = 3 Accident rate = 3% Close Calls 0 Environment No Issues		2	

NCR/customer complaints



COST OF NON-QUALITY-YTD

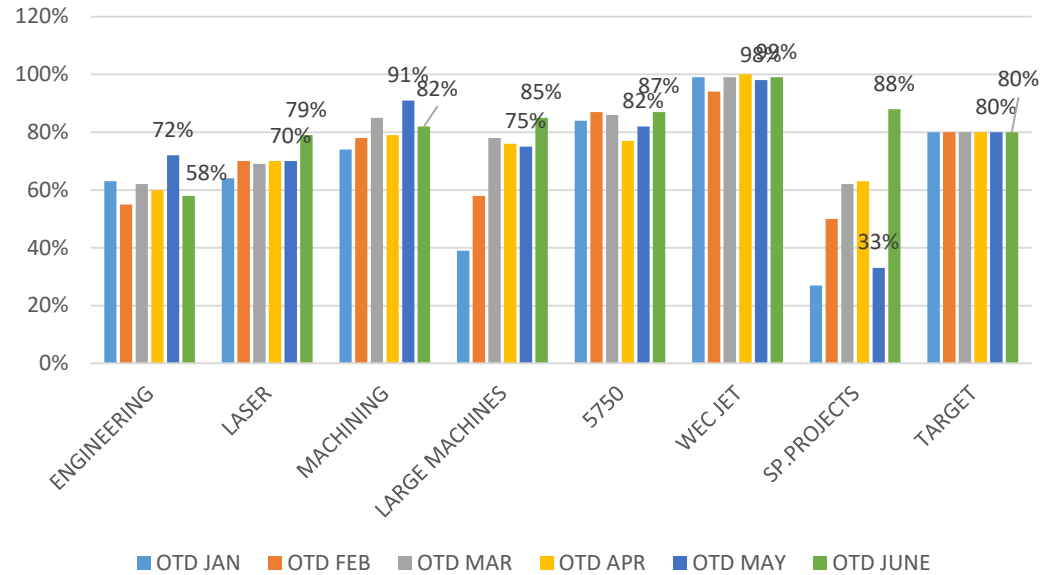


To a target of <1%

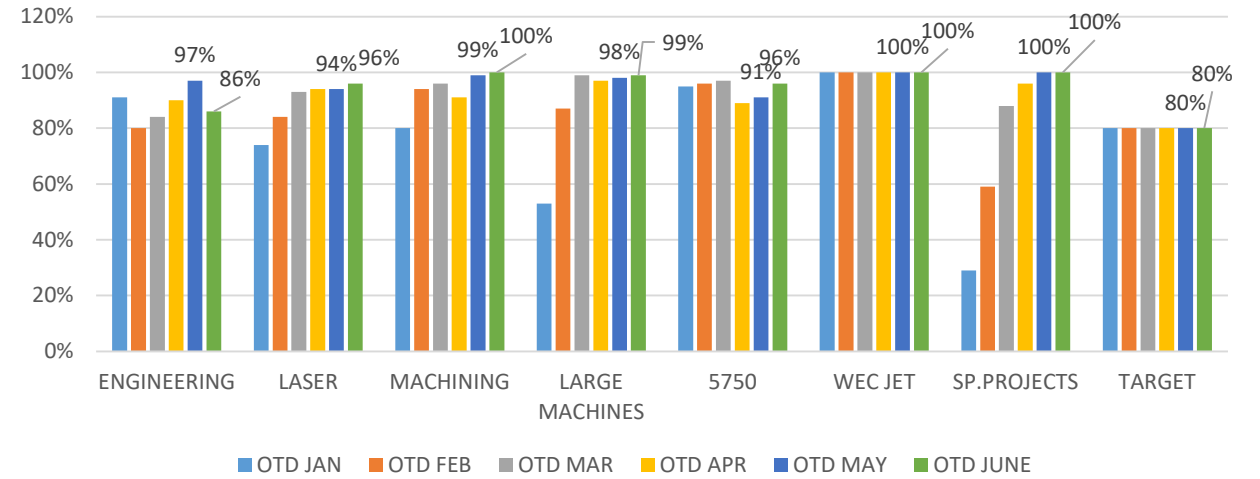
OTD AGREED PER DEPARTMENT 2019

OTD CRITERIA REAL	OTD CRITERIA AGREED
TOTAL ORDERS	TOTAL ORDERS
ON TIME ORDERS	ON TIME ORDERS+ UP TO 2 DAYS LATE + 3-7 DAYS LATE
UP TO 2 DAYS LATE	0
3-7 DAYS LATE	0
OVER 7 DAYS LATE	OVER 7 DAYS LATE

OTD INITIAL

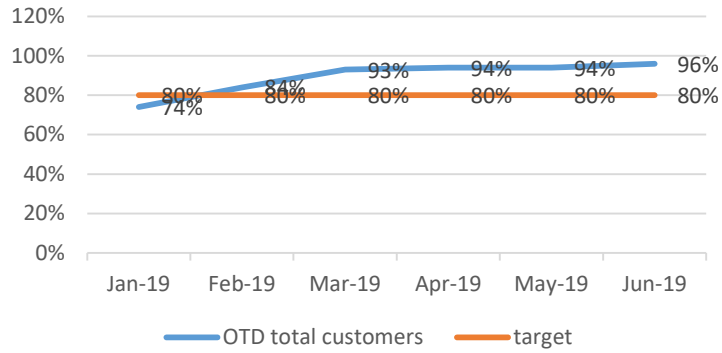


OTD AGREED

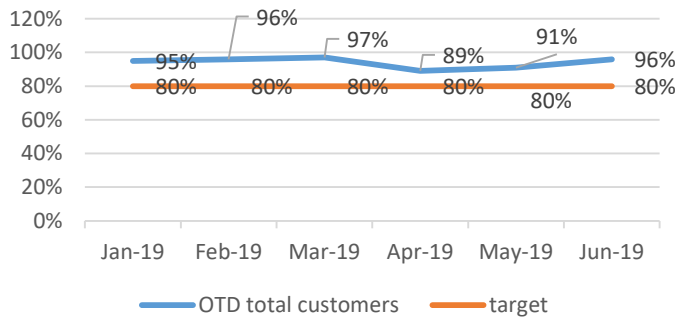


OTD

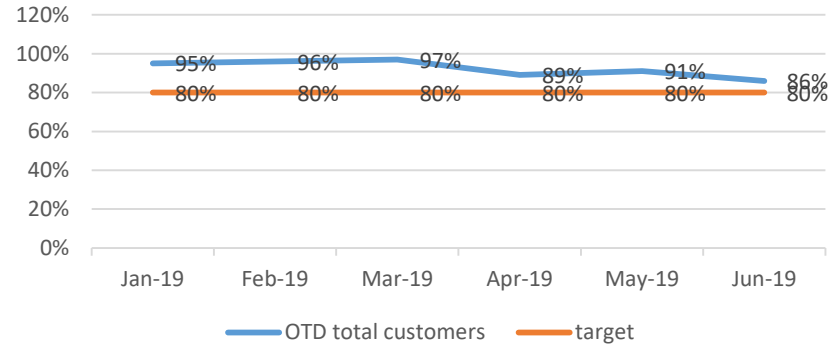
OTD LASER



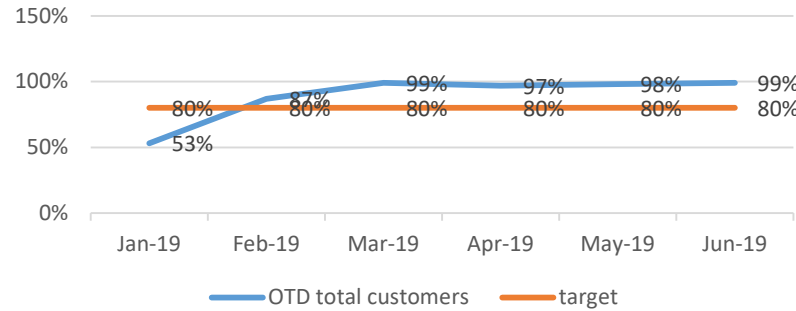
OTD 5750



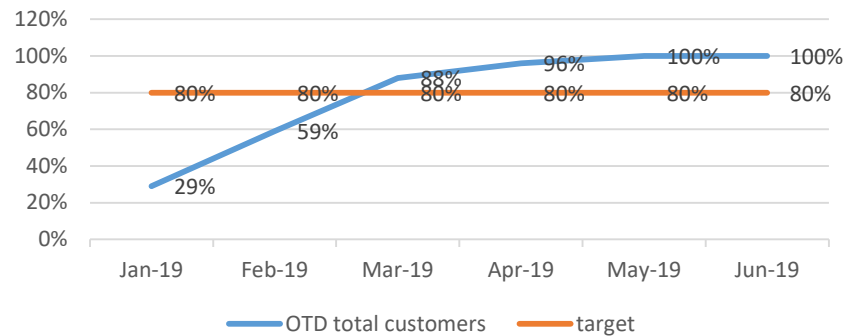
OTD ENGINEERING



OTD LARGE MACHINING

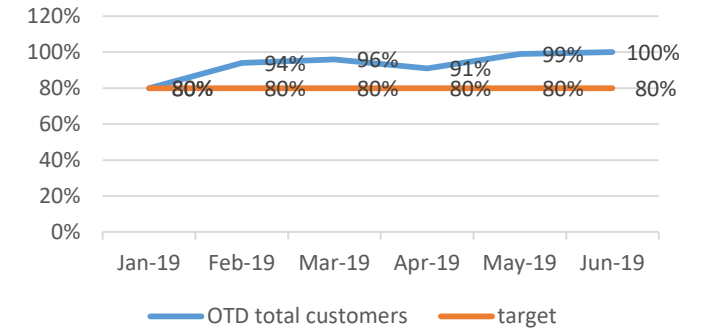


OTD SPECIAL PROJECTS

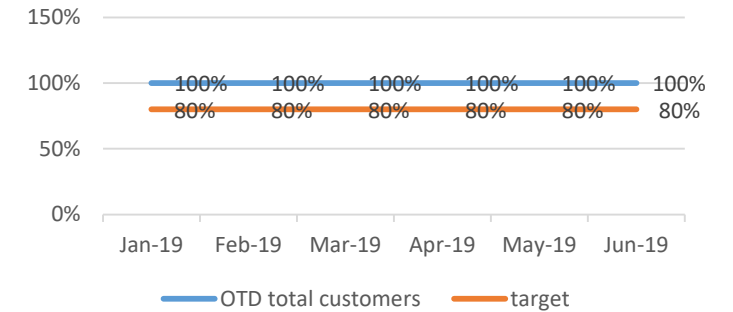


OTD CRITERIA REAL	OTD CRITERIA AGREED
TOTAL ORDERS	TOTAL ORDERS
ON TIME ORDERS	ON TIME ORDERS+ UP TO 2 DAYS LATE + 3-7 DAYS LATE
UP TO 2 DAYS LATE	0
3-7 DAYS LATE	0
OVER 7 DAYS LATE	OVER 7 DAYS LATE

OTD MACHINING

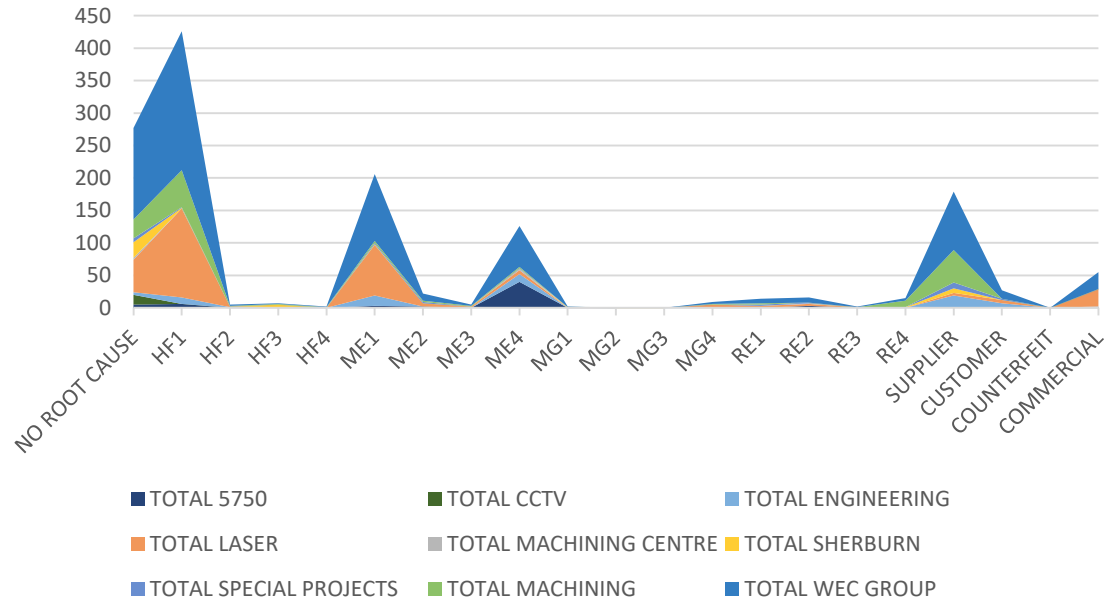


OTD WEC JET



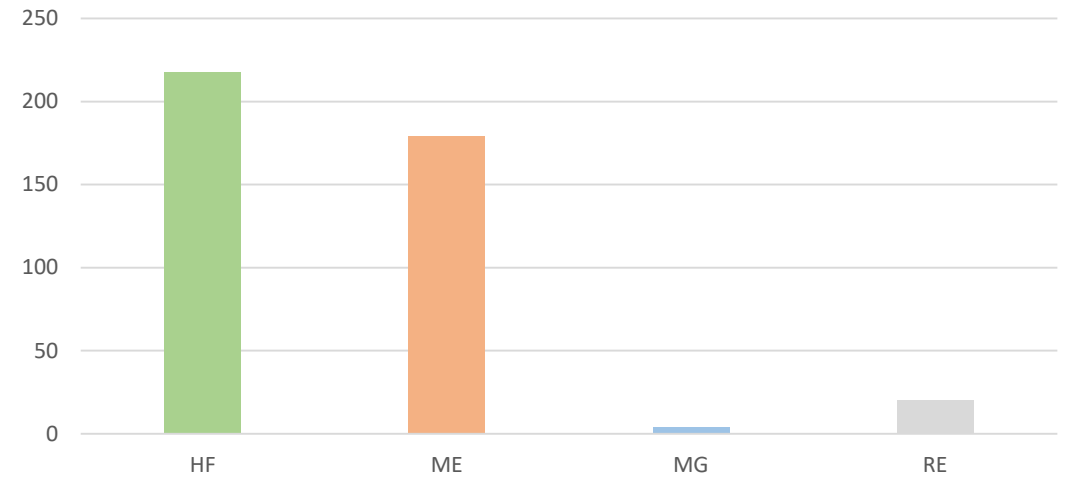
Root causes

ROOT CAUSES 2019-YTD



SECTOR	HF	ME	MG	RE
NO	218	179	4	20

ROOT CAUSES BY SECTOR



TOP SCORE

Jun-19							
DEPARTMENT	CONQ	DEPARTMENT	OTD	DEPARTMENT	% CUSTOMER COMPLAINTS	LEVEL SCORING	TOTAL SCORE NOVEMBER 2018- TOP
ENGINEERING	0.14%	CCTV	100%	CCTV	0%	9	CCTV=25
WEC JET	0.17%	SHERBURN	100%	MACHINING	8%	8	SHERBURN=21
CCTV	0.29%	WEC JET	99%	SHERBURN	11%	7	WEC JET=19
SHERBURN	0.33%	SP.PROJECTS	88%	ENGINEERING	31%	6	ENGINEERING=16
5750	0.42%	5750	87%	SP.PROJECTS	42%	5	SP.PROJECTS=15
LASER	0.47%	MACHINING CENTRE	85%	WEC JET	50%	4	5750=12
SP.PROJECTS	0.48%	MACHINING	82%	MACHINING CENTRE	50%	3	MACHINING=12
MACHINING CENTRE	0.54%	LASER	79%	5750	67%	2	MACHINING CENTRE=9
MACHINING	0.74%	ENGINEERING	58%	LASER	71%	1	LASER=7

Effectiveness of audits

department	Ncr's in 2019	Ncr's in 2018
MACHINING	13	17
ENGINEERING	5	10
5750	8	13
CENTRAL FUNCTIONS		6
SP.PROJECTS	6	3
WEC JET		4
SHERBURN	7	11
LASER		20
MACHINING CENTRE	1	4
CCTV	4	11
HTA	8	15

Quality AWARD for the month

JAN-19	FEB-19	MARCH-19	APRIL-19	MAY-19	JUNE-19	JULY-19	AUG-19	SEPT-19	OCT-19	NOV-19	DEC-19
SHERBURN	SHERBURN, CCTV	CCTV	SHERBURN	SHERBURN	CCTV						