





WEC NEW DASHBOARD

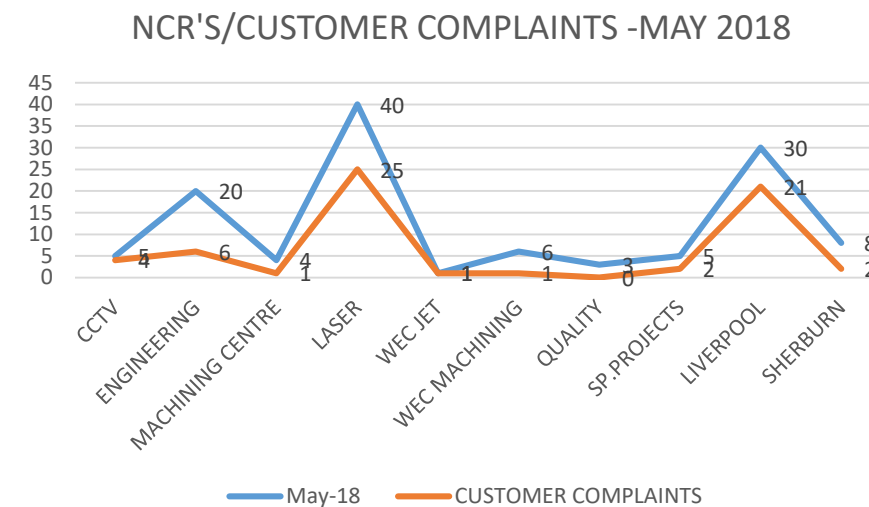
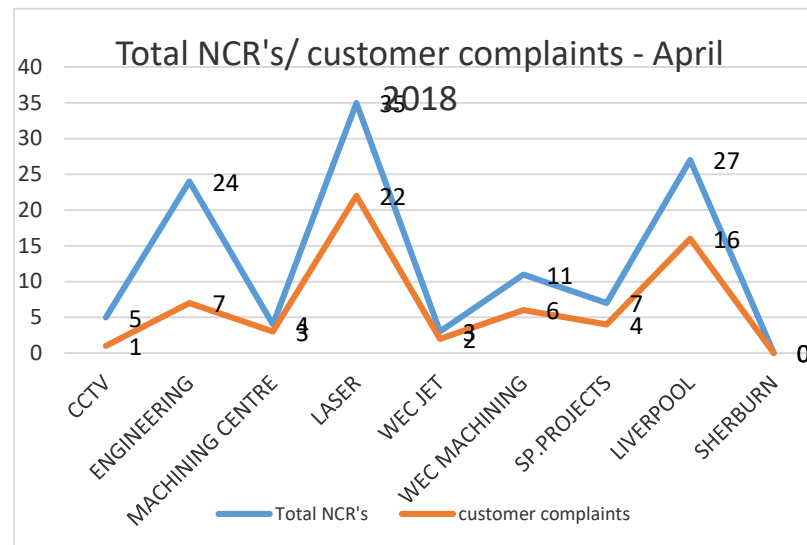
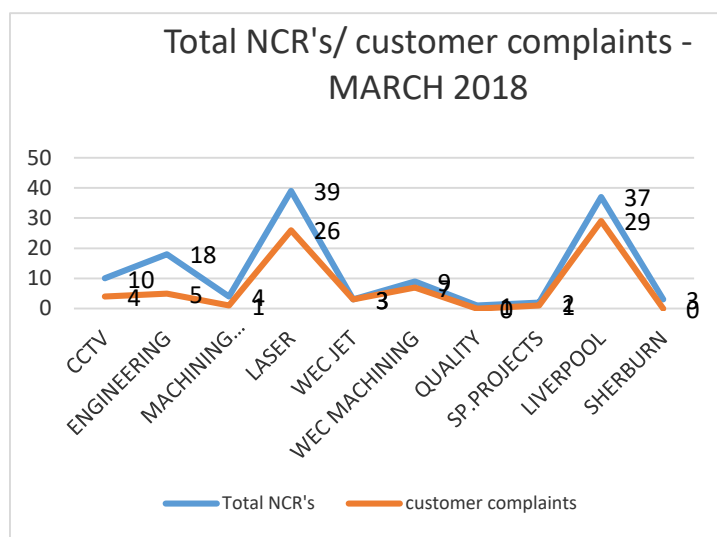
May 2018

SHEQ Scorecard

MARCH 2018

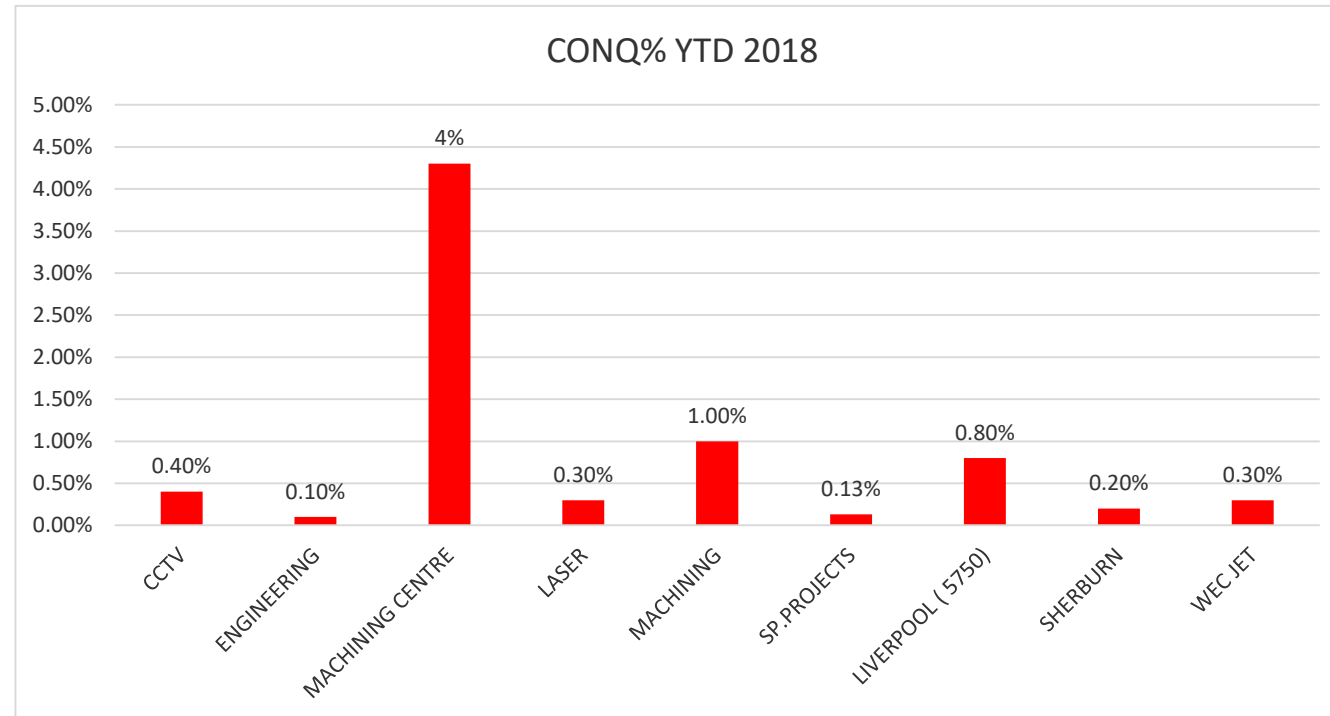
| Subject | Targets | Actions | Status | Trend |
|---|---|---|-------------|---|
| Audits, Events, Assessments Problems (NCR's) Actions | Audits Overdue <0% Audits performed: Machining Centre Machining (for effectiveness) Major NC raised this month= none Minors for all departments = Open Actions Overdue <20 days based on closure average; Outstanding actions for : NONE | Discuss with all departments QA's in the weekly Quality meeting to review all issues and close the complete ones. Average closure of 20 days. | in progress | |
| Concessions | Expired without resolution none Extended without Action Plan None Regular Reviews None | | |  |
| New/ amended/ deleted documents on Document Control Database | Revised system documents: Awaiting signature > 2 - none Pending: New Policy for Data Protection signed-ok Management Review –signed ok | | complete | |
| Calibration | Overdue : CCTV- 3 welding plants; Engineering-5 welding plants , 1 torque wrench; General: hardness tester; sound calibrator (old- not in use- remove);Laser 4 verniers ; 3 welding plants; Sp.P- 3 welding plants | Review with each department | In progress |  |
| Training & Competence | Competences & Assessments : 32- outstanding in Laser; 5 outstanding in Sherburn | More new people and no assessments of competences/ address with head of departments – in top managers meeting | In progress |  |
| Customer Satisfaction (Complaints, Surveys, etc.) | Satisfaction Surveys Complaint actions overdue = 0 | | | |
| Facilities Management | PPM Maintenance Overdue Tasks = 3 (CCTV- TC Rollers, Green Press, despatch heater) Unplanned tasks None | To the schedule | |  |
| Org chart | Organisation Chart Last update <3 month ago / no known changes required | | | |
| Supplier Quality | Top 5 suppliers (including remote sites)-issues with 3 suppliers – ASD Metal Services, Roften Galvanizing and WEC Laser Engineering- performance at 99,5% | Address by Purchasing with suppliers | | |
| Railway Safety Issue Resolution (Inc. Operational Safety) | Railway Safety Issues None | | | |
| EHS | Near misses YTD 7 Minor accidents YTD 6 Lost Time Accidents Recorded this month = 0 Accident rate =0.29% Close Calls 0 Environment No Issues | | 2 | |

NCR's/ customer complaints



Address the customer complaints and analysis in the Quality meetings for June- in 5750 and Laser
 Increase of customer complaints in Engineering due to subcontracting work to non-validated sources-
 to be discussed in the monthly Quality meeting for June

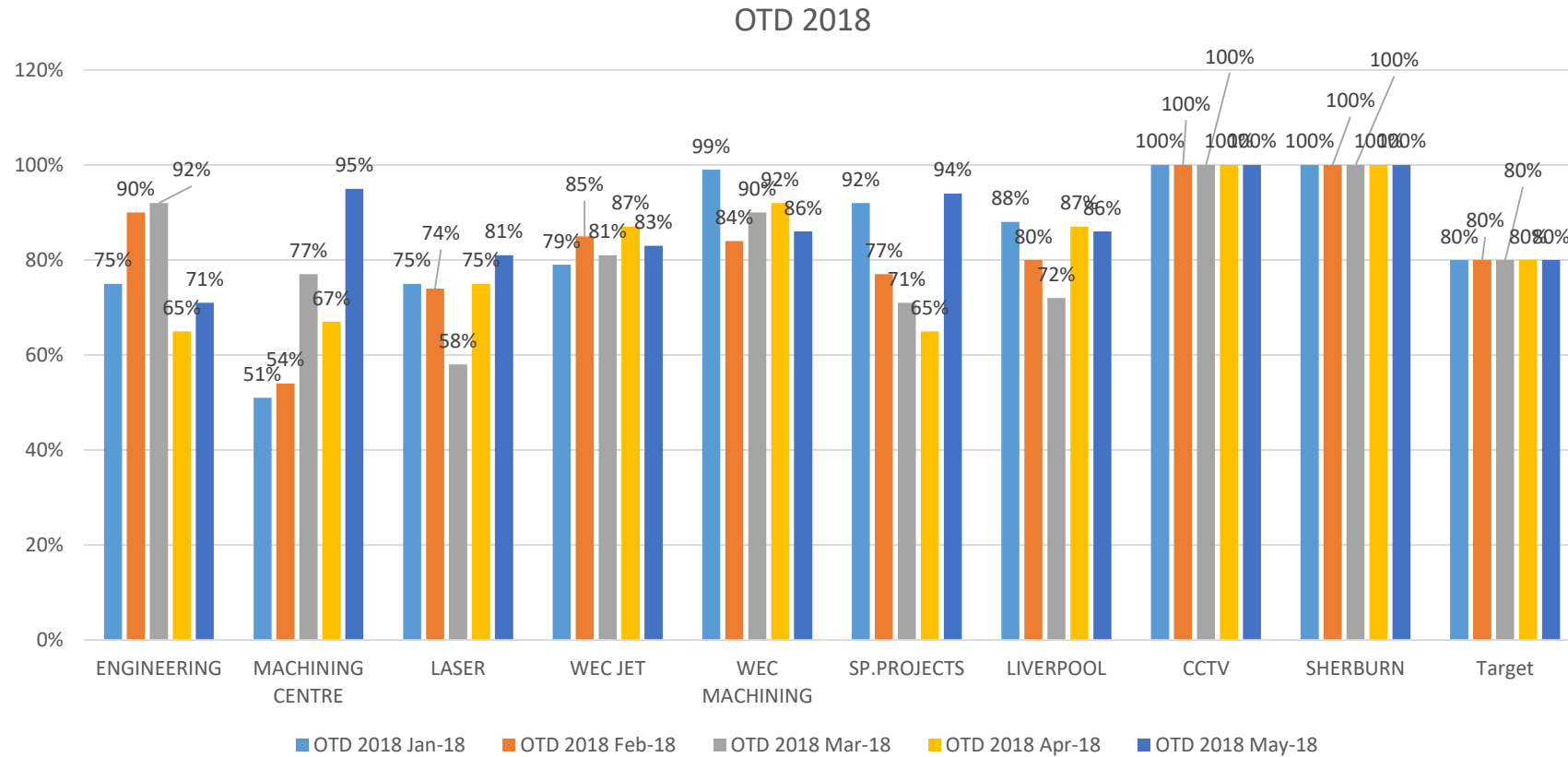
COST OF NON-QUALITY



Big figures in Machining Centre- investigation required

Big figure in 5750- investigation required – why so many ncr's from customers- visit planned for 17th of April

OTD

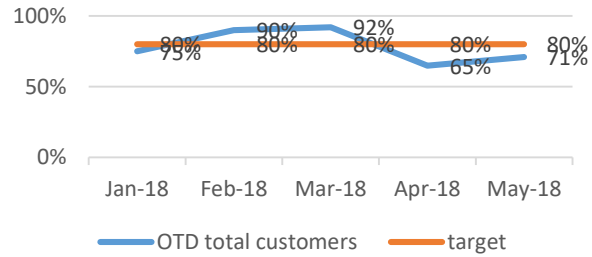


* NOTE: CCTV, Sherburn=100% working to customers schedule

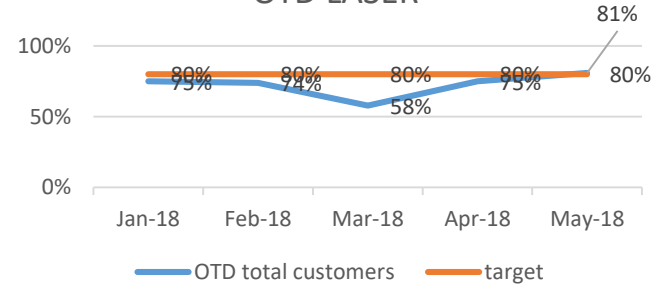
*NOTE: Best OTD for Machining Centre= 95% ; Sp.Projects= 94%

OTD PER DEPARTMENT

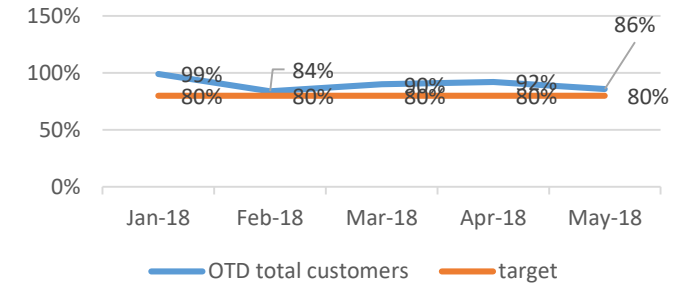
OTD ENGINEERING



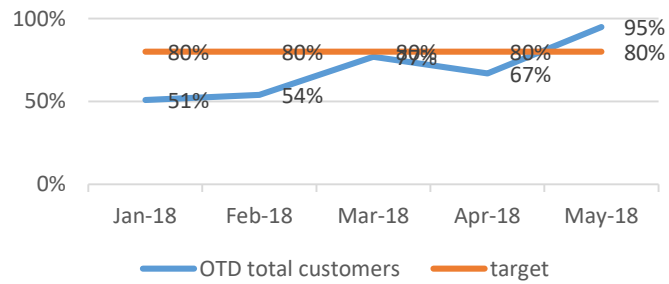
OTD LASER



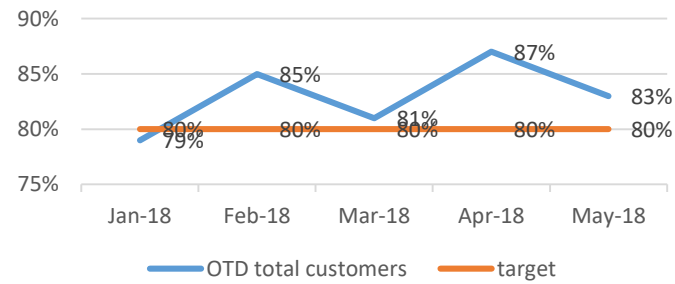
OTD MACHINING



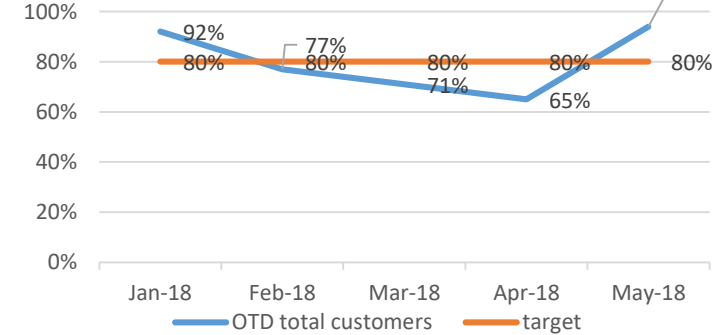
OTD MACHINING CENTRE



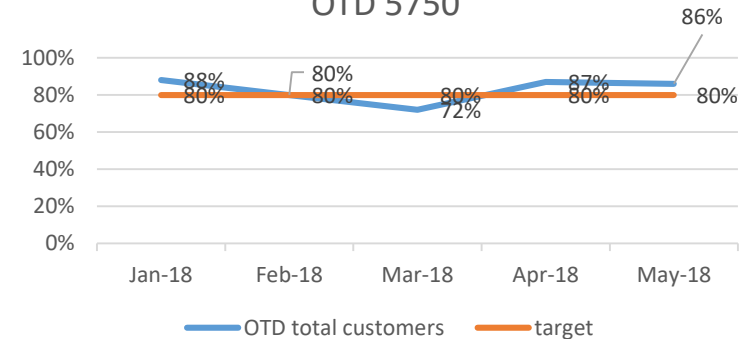
OTD WEC JET



OTD SP.PROJECTS

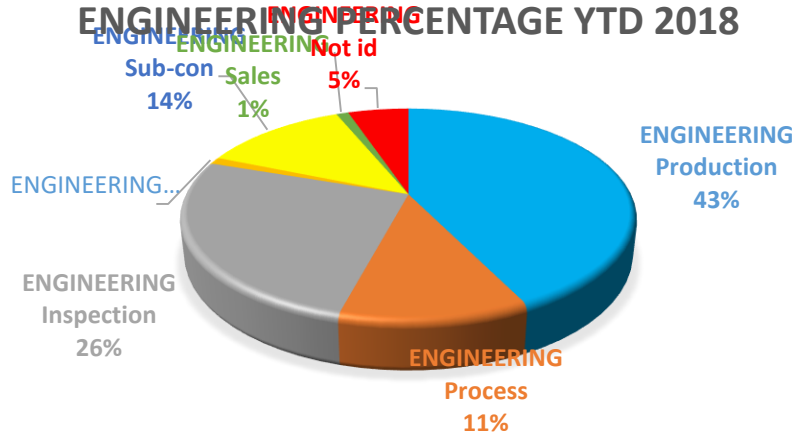


OTD 5750

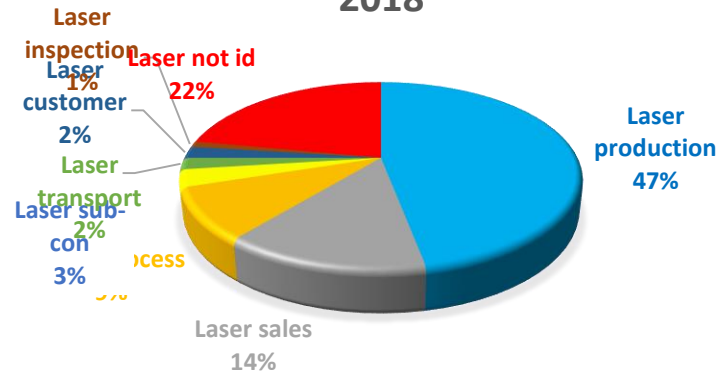


NCR's per process for Divisions

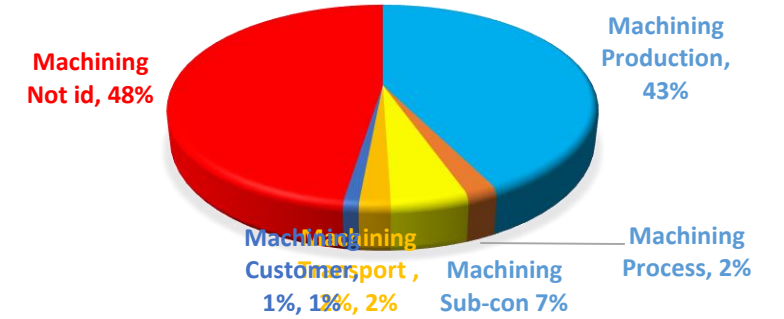
ENGINEERING PERCENTAGE YTD 2018



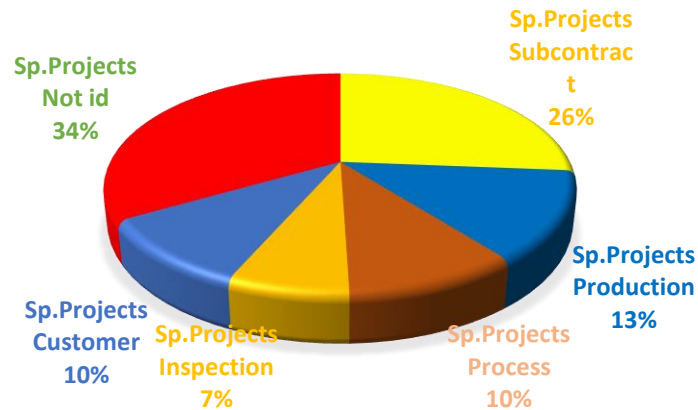
LASER PERCENTAGE OF NC- YTD 2018



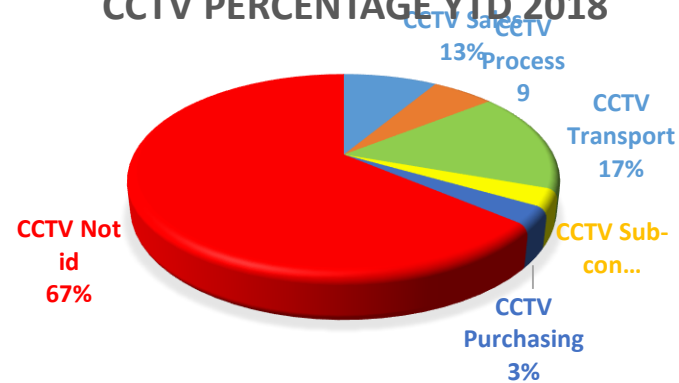
MACHINING YTD 2018



SP.PROJECTS YTD 2018

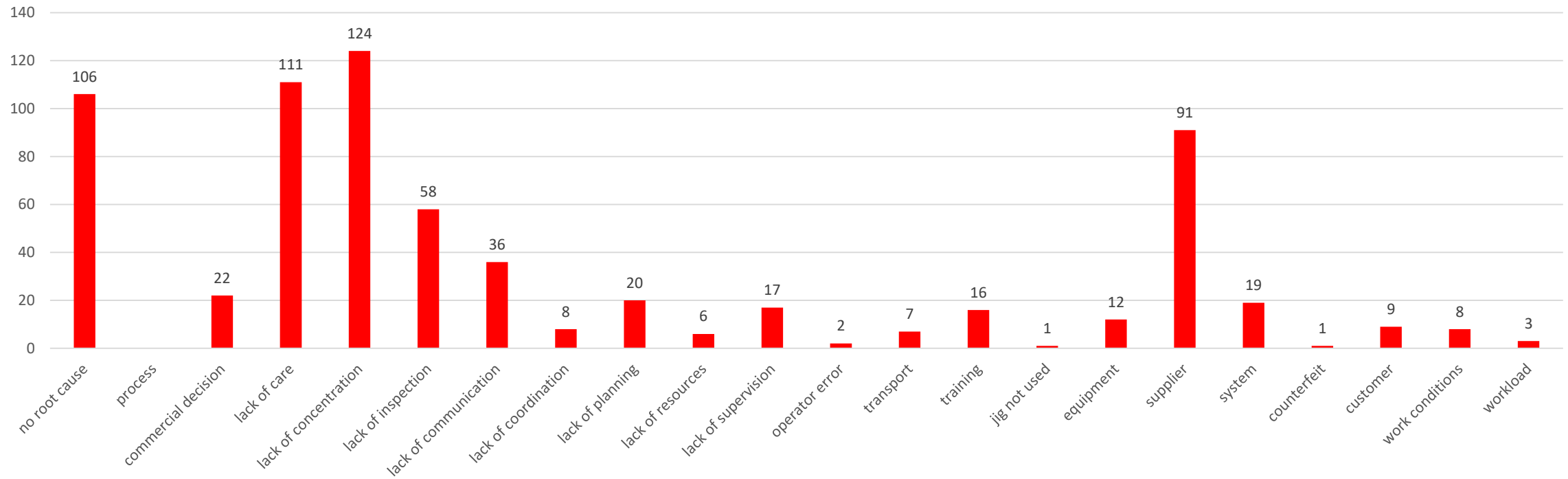


CCTV PERCENTAGE YTD 2018



Root causes

ROOT CAUSES YTD (MAY 2018)



TOP SCORE

| DEPARTMENT | CONQ | DEPARTMENT | OTD | DEPARTMENT | % CUSTOMER COMPLAINTS | LEVER SCORING | TOTAL SCORE MARCH 2018- TOP |
|------------------|-------|------------------|------|------------------|-----------------------|---------------|-----------------------------|
| ENGINEERING | 0.10% | CCTV | 100% | MACHINING | 5% | 9 | SHERBURN=22 |
| SP.PROJECTS | 0.13% | SHERBURN | 100% | MACHINING CENTRE | 24% | 8 | SP.PROJECTS=19 |
| SHERBURN | 0.20% | MACHINING CENTRE | 95% | SHERBURN | 25% | 7 | ENGINEERING=16 |
| LASER | 0.30% | SP.PROJECTS | 94% | ENGINEERING | 30% | 6 | MACHINING=16 |
| WEC JET | 0.31% | MACHINING | 86% | SP.PROJECTS | 40% | 5 | MACHINING CENTRE=16 |
| CCTV | 0.40% | 5750 | 86% | 5750 | 55% | 4 | CCTV=15 |
| 5750 | 0.80% | WEC JET | 83% | LASER | 60% | 3 | LASER=11 |
| MACHINING | 1.00% | LASER | 81% | CCTV | 80% | 2 | 5750=11 |
| MACHINING CENTRE | 4.00% | ENGINEERING | 71% | WEC JET | 100% | 1 | WEC JET=9 |

Effectiveness of audits

| department | Ncr's in 2017 | Ncr's in 2018 |
|-------------------|---------------|---------------|
| MACHINING | 15 | 11 |
| ENGINEERING | 13 | 10 |
| 5750 | 15 | 13 |
| CENTRAL FUNCTIONS | 7 | 6 |
| SP.PROJECTS | 6 | 3 |
| WEC JET | 6 | 4 |
| SHERBURN | 4 | 11 |
| LASER | 18 | 7 |
| MACHINING CENTRE | 8 | |
| | | |
| | | |

Quality AWARD for the month

| JAN-18 | FEB-18 | MARCH-18 | APRIL-18 | MAY-18 | JUNE-18 | JULY-18 | AUG-18 | SEPT-18 | OCT-18 | NOV-18 | DEC-18 |
|--------|-------------|-------------|----------|-------------|---------|---------|--------|---------|--------|--------|--------|
| CCTV | ENGINEERING | ENGINEERING | CCTV | SP.PROJECTS | | | | | | | |
| | | | | | | | | | | | |